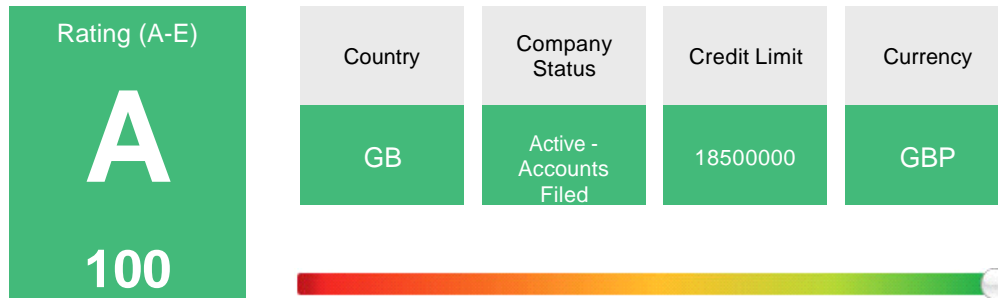


MARKS & SPENCER SIMPLY FOODS LIMITED



Company Summary

Company Name	MARKS & SPENCER SIMPLY FOODS LIMITED
Country	GB
Activity Code	5212
Activity Description	Other retail non-specialised stores
Company Status	Active - Accounts Filed
Credit Limit	18,500,000.00 (GBP)
Common Credit Rating	A
Common Rating Description	Very Low Risk
Company Registration Number	04739922
Number	UK04386775
Latest Turnover	640212000
Latest Shareholders Equity	153638000
Profit Before Tax	57757000

Company Information » Activities

Activity Code	5212
Activity Description	Other retail non-specialised stores

Company Information » Previous Names

RUBY PROPERTIES (NEASDEN) LIMITED	13/01/2006
-----------------------------------	------------

Company Information » Basic Information

Company Name	MARKS & SPENCER SIMPLY FOODS LIMITED
Registered Company Name	MARKS & SPENCER SIMPLY FOODS LIMITED
Company Registration Number	04739922
Country	GB
VAT Registration Number	-
VAT Registration Date	-
Date of Company Registration	22/04/2003
Date of Starting Operations	22/04/2003
Commercial Court	-
Legal Form	Private limited with Share Capital
Type of Ownership	-
Company Status	Active - Accounts Filed
Principal Activity Code	-
Principal Activity Description	Food retail.
Contact Address	WATERSIDE HOUSE,35 NORTH WHARF ROAD, LONDON, Greater London W2 1NW
Contact Telephone Number	02079354422

Company Information » Main Address

Address	WATERSIDE HOUSE,35 NORTH WHARF ROAD, LONDON, Greater London W2 1NW
Telephone	02079354422

Company Information » Other Addresses

Address	Blackshaw Road, London SW17 0QT
Address	Waterside House, 35 North Wharf Road, London W2 1NW

Company Information » Web Addresses

MARKSANDSPENCER.COM

Financial Information » Profit & Loss

Financial Year	03/2019	03/2018	04/2017
Number of Weeks	52	52	52
Currency	GBP	GBP	GBP
Consolidated Accounts	False	False	False
Revenue	640,212,000	716,159,000	715,727,000
Operating Costs	571,206,000	624,748,000	618,572,000
Operating Profit	69,006,000	91,411,000	97,155,000
Wages & Salaries	73,917,000	73,630,000	68,212,000
Pension Costs	0	0	0
Depreciation	521,000	753,000	1,769,000
Amortisation	151,000	196,000	510,000
Financial Income	-	-	-
Financial Expenses	3,799,000	5,099,000	3,932,000
Extraordinary Income	-	-	-
Extraordinary Costs	-	-	-
Profit Before Tax	57,757,000	84,757,000	92,983,000
Tax	-12,460,000	-16,438,000	-18,589,000
Profit After Tax	45,297,000	68,319,000	74,394,000
Dividends	0	401,900,000	0
Minority Interests	0	0	0
Other Appropriations	0	0	0
Retained Profit	45,297,000	-333,581,000	74,394,000

Financial Information » Balance Sheet

Financial Year	03/2019	03/2018	04/2017
Number of Weeks	52	52	52

Currency	GBP	GBP	GBP
Consolidated Accounts	False	False	False
Total Tangible Assets	2,235,000	4,391,000	5,144,000
Total Intangible Assets	1,167,000	1,318,000	1,514,000
Total Other Fixed Assets	0	0	4,000
Total Fixed Assets	3,402,000	5,709,000	6,662,000
Total Inventories	0	0	0
Trade Receivables	0	0	0
Miscellaneous Receivables	188,620,000	516,661,000	808,169,000
Total Receivables	188,620,000	516,661,000	808,169,000
Cash	0	0	0
Other Current Assets	0	0	0
Total Current Assets	188,620,000	516,661,000	808,169,000
Total Assets	192,022,000	522,370,000	814,831,000
Trade Payables	0	0	0
Bank Liabilities	0	0	0
Other Loans/Finance	16,364,000	396,470,000	354,029,000
Miscellaneous Liabilities	22,020,000	17,559,000	18,880,000
Total Current Liabilities	38,384,000	414,029,000	372,909,000
Bank Liabilities due after 1 year	0	0	0
Other Loans/Finance due after 1 year	0	0	0
Miscellaneous Liabilities due after 1 year	0	0	0
Total Long Term Liabilities	0	0	0
Total Liabilities	38,384,000	414,029,000	372,909,000
Called Up Share Capital	0	0	0
Revenue Reserves	153,638,000	108,341,000	441,922,000
Other Reserves	0	0	0
Total Shareholders Equity	153,638,000	108,341,000	441,922,000
Other Financials			

Contingent Liabilities	No	No	No
Working Capital	150,236,000	102,632,000	435,260,000
Net Worth	152,471,000	107,023,000	440,408,000

Financial Information » Ratios

Pre-Tax Profit Margin	9.02	11.83	12.99
Return on Capital Employed	37.59	78.23	21.04
Return on Total Assets Employed	30.07	16.22	11.41
Return on Net Assets Employed	37.59	78.23	21.04
Sales/Net Working Capital	4.26	6.98	1.64
Current Ratio	4.91	1.25	2.17
Liquidity Ratio/Acid Test	4.91	1.24	2.16
Current Debt Ratio	0.24	3.82	0.84
Gearing	0.00	0.00	0.00
Equity in Percentage	80.50	20.79	54.34
Total Debt Ratio	0.24	3.82	0.84

Credit Score

Current Common Credit Rating	A
Current Common Rating Description	Very Low Risk
Current Credit Limit	18500000
Current Provider Credit Rating (0 - 100)	100
Current Provider Rating Description	Very Low Risk
Current Contract Limit	160000000
Rating Legend	A - Very Good Credit Worthiness B - Good Credit Worthiness C - Credit Worthy D - Caution – Credit at your discretion E - Not Rated
Previous Common Credit Rating	A
Previous Common Rating Description	Very Low Risk

Previous Credit Limit	17050000
Previous Provider Credit Rating (0 - 100)	99
Previous Provider Rating Description	Very Low Risk
Date of Latest Rating Change	05/01/2020

Directors/Shareholders » Current Directors Managers

Name	Mr Nick James Folland
Address	Waterside House, 35 North Wharf Road, London W2 1NW
Gender	Male
Date of Birth	06/10/1965
Position	Director
Date Appointed	01/02/2019

Name	Mr Steven Derek Esom
Address	Witheridge Hill House Witheridge Hill, Highmoor, Henley On Thames, Oxfordshire RG9 5PS
Gender	Male
Date of Birth	13/11/1960
Position	Director
Date Appointed	03/09/2007

Name	Mr Nicholas Gordon Hewitt
Address	Waterside House, 35 North Wharf Road, London W2 1NW
Gender	Male
Date of Birth	01/12/1973
Position	Director
Date Appointed	27/06/2019

Name	Mr Andrew James Mason Turton
Address	Waterside House, 35 North Wharf Road, London W2 1NW
Gender	Male

Date of Birth	01/07/1971
Position	Director
Date Appointed	24/09/2019
Name	Ms Patricia Howell
Address	Waterside House, 35 North Wharf Road, London W2 1NW
Gender	Female
Date of Birth	-
Position	Company Secretary
Date Appointed	08/02/2018

Directors/Shareholders » Previous Directors Managers

Name	John William Dixon
Address	-
Gender	-
Date of Birth	-
Position	-
Date Appointed	-
Resignation Date	-
Name	Graham John Oakley
Address	-
Gender	-
Date of Birth	-
Position	-
Date Appointed	-
Resignation Date	-
Name	Robert John Ivens
Address	-
Gender	-

Date of Birth	-
Position	-
Date Appointed	-
Resignation Date	-
Name	Clem Charalambos Constantine
Address	-
Gender	-
Date of Birth	-
Position	-
Date Appointed	-
Resignation Date	-
Name	Eileen Mary Haughey
Address	-
Gender	-
Date of Birth	-
Position	-
Date Appointed	-
Resignation Date	-
Name	Christopher Michael Williams
Address	-
Gender	-
Date of Birth	-
Position	-
Date Appointed	-
Resignation Date	-
Name	Guy Charles Farrant
Address	-

Gender	-
Date of Birth	-
Position	-
Date Appointed	-
Resignation Date	-
Name	Steven Derek Esom
Address	-
Gender	-
Date of Birth	-
Position	-
Date Appointed	-
Resignation Date	-
Name	Amanda Mellor
Address	-
Gender	-
Date of Birth	-
Position	-
Date Appointed	-
Resignation Date	-
Name	INSTANT COMPANIES LIMITED
Address	-
Gender	-
Date of Birth	-
Position	-
Date Appointed	-
Resignation Date	-
Name	SWIFT INCORPORATIONS LIMITED

Address	-
Gender	-
Date of Birth	-
Position	-
Date Appointed	-
Resignation Date	-
Name	Alison Clare Reed
Address	-
Gender	-
Date of Birth	-
Position	-
Date Appointed	-
Resignation Date	-
Name	Scilla Grimble
Address	-
Gender	-
Date of Birth	-
Position	-
Date Appointed	-
Resignation Date	-
Name	Hamish Platt
Address	-
Gender	-
Date of Birth	-
Position	-
Date Appointed	-
Resignation Date	-

Name	Andrew David Adcock
Address	-
Gender	-
Date of Birth	-
Position	-
Date Appointed	-
Resignation Date	-

--	--

Name	Stephen Joseph Rowe
Address	-
Gender	-
Date of Birth	-
Position	-
Date Appointed	-
Resignation Date	-

--	--

Name	Alan James Harris Stewart
Address	-
Gender	-
Date of Birth	-
Position	-
Date Appointed	-
Resignation Date	-

--	--

Name	Hugo James Adams
Address	-
Gender	-
Date of Birth	-
Position	-
Date Appointed	-
Resignation Date	-

Name	Alistair James Willey
Address	-
Gender	-
Date of Birth	-
Position	-
Date Appointed	-
Resignation Date	-

Name	Verity Chase
Address	-
Gender	-
Date of Birth	-
Position	-
Date Appointed	-
Resignation Date	-

Name	Steven John Bennett
Address	-
Gender	-
Date of Birth	-
Position	-
Date Appointed	-
Resignation Date	-

[Directors/Shareholders » Share Capital Structure](#)

Issued Share capital	1.00 (-)
----------------------	----------

Name	Address	Share Percentage
MARKS & SPENCER PLC (1 shares of 1)	-	100.00%

Additional Information » Miscellaneous

Fax Number	-
Premise Type	-
Negative Rating	-

Additional Information » Payment Data

Total Number of Invoices Available	63
Total Number of Invoices Paid Before 30 Days Due	16
Total Number of Invoices Paid After 30 Days Due	17
Total number of Invoices currently outstanding where the due date has not yet been reached	0
Total number of Invoices currently outstanding beyond the due date	30
Dbt	83
Industry DBT	-
Payment Trend	Worsening
Average Monthly Balance	-
Balance	297379.75
Balance P1	90661.22
Balance P2	0
Balance P3	10.43
Balance P4	206708.10
Balance Within Terms	0
Invoices Between 3 And 12 Months Paid P1	2
Invoices Between 3 And 12 Months Paid P2	2
Invoices Between 3 And 12 Months Paid P3	0
Invoices Between 3 And 12 Months Paid P4	0
Invoices Between 3 And 12 Months Paid In Terms	0
Invoices Between 3 And 12 Months Total Paid	4
Invoices Last 3 Months Paid P1	1
Invoices Last 3 Months Paid P2	1

Invoices Last 3 Months Paid P3	0						
Invoices Last 3 Months Paid P4	1						
Invoices Last 3 Months Paid In Terms	0						
Invoices Last 3 Months Total Paid	3						
Recent High Balance	-						
Total Trade Lines	1						
Total Trade Lines Outstanding	1						
Annual Dbt With Trend	<table border="1"> <thead> <tr> <th>Month</th> <th>DBT Value</th> <th>DBT Trend</th> </tr> </thead> <tbody> <tr> <td>-</td> <td>-</td> <td>-</td> </tr> </tbody> </table>	Month	DBT Value	DBT Trend	-	-	-
	Month	DBT Value	DBT Trend				
-	-	-					
Last Six Months Balance	<table border="1"> <thead> <tr> <th>Month</th> <th>Balance</th> </tr> </thead> <tbody> <tr> <td>-</td> <td>-</td> </tr> </tbody> </table>	Month	Balance	-	-		
	Month	Balance					
-	-						

Additional Information » Company History

Date	Event Description
05/01/2020	New Accounts Filed
05/01/2020	New Accounts Filed
08/11/2019	Payment Data Update Received
17/10/2019	Payment Data Update Received
14/10/2019	New Board Member Mr A.J. Turton appointed
06/09/2019	Mr S.J. Bennett has left the board
04/07/2019	New Board Member Mr N.G. Hewitt appointed
04/07/2019	Mr A.J. Willey has left the board
21/05/2019	Payment Data Update Received
25/04/2019	Confirmation Statement
04/04/2019	Payment Data Update Received
09/03/2019	Payment Data Update Received
19/02/2019	Payment Data Update Received
08/02/2019	Ms A. Mellor has left the board
08/02/2019	New Board Member Mr N.J. Folland appointed
08/01/2019	Payment Data Update Received

07/01/2019	New Accounts Filed
07/01/2019	New Accounts Filed
18/09/2018	New Board Member Mr A.J. Willey appointed
18/09/2018	Ms S. Grimble has left the board
17/05/2018	Mr A.D. Adcock has left the board
25/04/2018	Confirmation Statement
14/02/2018	Ms V. Chase has resigned as company secretary
14/02/2018	New Company Secretary Ms P. Howell appointed
08/01/2018	New Accounts Filed
08/01/2018	New Accounts Filed
11/05/2017	Payment Data Update Received
26/04/2017	Confirmation Statement
18/04/2017	Payment Data Update Received
11/01/2017	New Accounts Filed
31/12/2016	Payment Data Update Received
07/12/2016	Payment Data Update Received
07/12/2016	New Board Member Mr S.J. Bennett appointed
07/12/2016	Mr H.J. Adams has left the board
12/10/2016	Mr R.J. Ivens has resigned as company secretary
12/10/2016	New Company Secretary Ms V. Chase appointed
27/04/2016	Annual Returns
25/04/2016	New Board Member Ms S. Grimble appointed
18/04/2016	New Board Member Ms S. Grimble appointed
18/04/2016	Mr H. Platt has left the board
07/01/2016	New Accounts Filed
07/01/2016	New Accounts Filed
24/12/2015	Payment Data Update Received
27/07/2015	New Board Member Mr A.D. Adcock appointed
27/07/2015	New Board Member Mr H. Platt appointed
27/07/2015	Mr S. Rowe has left the board
26/04/2015	Annual Returns

Additional Information » Mortgage Summary

Outstanding	0
Satisfied	0

Additional Information » Mortgage Details

Additional Information » Additional Financial Items









Year End Date	30/03/2019	31/03/2018	01/04/2017
Export	0	0	0
Cost of Sales	451,321,000.00 (GBP)	505,476,000.00 (GBP)	505,937,000.00 (GBP)
Directors Emoluments	0.00 (GBP)	0.00 (GBP)	0.00 (GBP)
Gross Profit	188,891,000.00 (GBP)	210,683,000.00 (GBP)	209,790,000.00 (GBP)
Revaluation Reserve	0.00 (GBP)	0.00 (GBP)	0.00 (GBP)
Short Term HP Finance Lease Liabilities	0	0	0
Long Term HP Finance Lease Liabilities	0	0	0

Additional Information » Rating commentary

Commentary Text	Positive/Negative
This company has been treated as a Large company in terms of the score/limit that has been generated.	Neutral
This company's latest Pre-tax Profit figure shows a very high profit for the trading period.	Positive
This company has a very high amount of capital available for re-investment.	Positive
This company has a very high amount of Equity within the business.	Positive
This company's latest Pre-Tax Profit shows a reduction in profitability in comparison to the previous year.	Neutral

Group Structure

Company Name	Registration Number	Status	Last Financials
1 MARKS AND SPENCER GROUP P.L.C. 	04256886	Active	30/03/2019
2 MARKS AND SPENCER HOLDINGS LIMITED 	11845975	Active	
2 Marks and Spencer (Nederland) B.V. 	330986680000	Active	31/03/2019
3 MARKS AND SPENCER (IRELAND) LIMITED 	IE016855	Other	31/03/2018
4 APRELL LIMITED 	IE243068	Other	31/03/2018
3 MARKS AND SPENCER INVESTMENTS 	04903061	Active	30/03/2019
2 MARKS AND SPENCER (INITIAL LP) LIMITED 	SC315365	NonActive	30/03/2019
2 MARKS AND SPENCER PENSION TRUST LIMITED 	00326199	Active	31/03/2019
2 MARKS AND SPENCER P.L.C. 	00214436	Active	30/03/2019
3 MARKS AND SPENCER 2005 (KENSINGTON STORE) LIMITED 	05502478	Active	30/03/2019
3 MARKS AND SPENCER 2005 (WARRINGTON GEMINI STORE) LIMITED 	05502502	Active	30/03/2019
3 MARKS AND SPENCER (PROPERTY VENTURES) LIMITED 	05502513	Active	30/03/2019
3 MARKS AND SPENCER 2005 (CHESTER SATELLITE STORE) LIMITED 	05502519	Active	30/03/2019
3 MARKS AND SPENCER 2005 (KINGSTON-ON-THAMES STORE) LIMITED 	05502520	Active	30/03/2019
3 MARKS AND SPENCER 2005 (KINGSTON-ON-THAMES SATELLITE STORE) LIMITED 	05502523	Active	30/03/2019
3 MARKS AND SPENCER 2005 (HEDGE END STORE) LIMITED 	05502538	Active	30/03/2019
3 MARKS AND SPENCER 2005 (CHESTER STORE) LIMITED 	05502542	Active	30/03/2019

3 MARKS AND SPENCER 2005 (PUDSEY STORE) LIMITED 	05502544	Active	30/03/2019
3 MARKS AND SPENCER 2005 (GLASGOW SAUCHIEHALL STORE) LIMITED 	05502546	Active	30/03/2019
3 MARKS AND SPENCER (PROPERTY INVESTMENTS) LIMITED 	05502582	Active	30/03/2019
3 MARKS AND SPENCER 2005 (PARMAN HOUSE KINGSTON STORE) LIMITED 	05502588	Active	30/03/2019
3 MARKS AND SPENCER 2005 (FIFE ROAD KINGSTON STORE) LIMITED 	05502598	Active	30/03/2019
3 MARKS AND SPENCER 2005 (BROOKLANDS STORE) LIMITED 	05502608	Active	30/03/2019
3 M & S LIMITED 	05946613	NonActive	30/03/2019
3 AMETHYST LEASING (HOLDINGS) LIMITED 	04246649	NonActive	30/03/2019
There are more than 25 entries. To see the full list, please view the website report accompanying the PDF.			

©2019 Formations Direct Ltd t/a Company Searches 247. All rights reserved | Registered Office: 2 Woodberry Grove, North Finchley, London, N12 0DR | Registered in England and Wales. Registered No: 04267328. VAT Registration No: GB 874 6436 87

1.0.0.28